


THE MISSISSIPPI OPIOID AND HEROIN DATA COLLABORATIVE



Provisional Data Report Calendar Year 2023

**Mississippi Board of Pharmacy
Mississippi Bureau of Narcotics
Mississippi State Department of Health
Mississippi Department of Mental Health
Mississippi Public Health Institute**

5/6/2024



DATA AND REPORT OVERVIEW

- This report summarizes data on opioid prescriptions dispenses in Mississippi, fatal drug overdoses reported to the Mississippi Bureau of Narcotics, naloxone administrations by Emergency Medical Services for suspected overdoses, drug-related arrests, and treatment services for opioid-related disorders within facilities certified by the Mississippi Department of Mental Health
- The goal of this report is to provide timely and accurate information to the public and policy makers on key indicators measuring the scope of the opioid epidemic in Mississippi. The findings reported here, therefore, aim to inform and support data-driven decision-making. This report is updated quarterly to foster continuous quality improvement.
- All of the statistics featured in this report are based on available data, and data availability limitations vary somewhat across reported indicators. The Data Collaborative strives to present the latest data in a quarterly format, but some of the data sources used in this report are only released on an annual basis. Detailed information regarding each of the data sources used in the report is presented in the technical notes on page 2.

Opioid prescriptions

Overdose deaths

Treatments for opioid-use disorders

Naloxone administrations

Drug-related arrests

This report is the product of a collaborative effort by the following state agencies: Mississippi State Department of Health, Mississippi Department of Mental Health, Mississippi Bureau of Narcotics, Mississippi Board of Pharmacy, and The Mississippi Public Health Institute. The original formatting for these reports was developed by Manuela Staneva, MPH, Epidemiologist, Mississippi State Department of Health.

This project was supported by State Opioid Response (SOR) Grant No. TI083319 awarded by, the Substance Abuse and Mental Health Services Administration (SAMHSA). The program aims to address the opioid crisis by increasing access to medication-assisted treatment using the three FDA-approved medications for the treatment of opioid use disorder, reducing unmet treatment need, and reducing opioid overdose related deaths through the provision of prevention, treatment and recovery activities for opioid use disorder (OUD) (including illicit use of prescription opioids, heroin, and fentanyl and fentanyl analogs). This program also supports evidence-based prevention, treatment and recovery support services to address stimulant misuse and use disorders, including for cocaine and methamphetamine.

TECHNICAL NOTES

Data Sources

Prescription Monitoring Program (PMP): The PMP is a statewide electronic database designed to collect information on the dispensing of controlled substances. These data are used to inform the public about current trends in prescription drug use and assist medical professionals in making informed clinical decisions while preventing the illegitimate use of controlled substances. PMP data is collected by the Mississippi Board of Pharmacy. The findings presented in this report include prescriptions for opioid analgesics and opioid-containing cough medications.

Drug-Related Mortality Data: The Mississippi Bureau of Narcotics collects data on overdose deaths from reports filed by coroners. Deaths are reported for the quarter the coroner's report was received, regardless of when the death occurred. Additionally, not all coroners may report data on overdose deaths. Therefore, the reported data on overdose death counts may be incomplete, thereby creating a possible undercount.

Mississippi Emergency Medical Services Data: The Mississippi State Department of Health collects state-level data and maintains a cutting-edge database on all episodes of emergency medical care delivered by Emergency Medical Services (EMS). The data set contains structured data elements such as incident date and county, patient demographics, main patient complaint, and medications administered. It should be noted that transition in data reporting system may lead to future updates of these data.

Syndromic Surveillance Emergency Department Data: Syndromic surveillance (SynS) provides public health officials with a timely system for detecting, understanding, and monitoring health events. By tracking symptoms of patients in emergency departments—before a diagnosis is confirmed—public health can detect unusual levels of illness to determine whether a response is warranted. Syndromic data can serve as an early warning system for public health concerns and can allow public health officials to characterize the extent of opioid and other drug-related overdoses in communities. Note: As of 8/6/2021, there are 52 health systems submitting SynS Emergency Department data in Mississippi. This does not mean just 52 hospitals. For instance, Baptist Memorial is counted as one of the 52 systems; however, they have many hospitals and clinics under the one health system. Similarly, University of Mississippi Medical Center (UMMC) is also counted as one of the 52 systems; however, they have multiple emergency rooms in the Jackson hospital as well as a hospital in Grenada. Overdose data from SynS Emergency Department indicates patient admission to an emergency department for an overdose. For drug overdose mortality data, see 'Drug-Related Mortality Data' reported by MBN.

Treatment Admissions for Opioid Use Disorder: Data includes admissions reported by substance use disorder (SUD) treatment providers that are certified by the Mississippi Department of Mental Health (DMH). The data represents outpatient and inpatient services, including medication-assisted treatment, as reported through DMH's data tracking tool. Treatments delivered within non-DMH certified facilities and general hospital admissions for SUDs are not featured in this report. Estimates reflect the number and types of patients commonly served by publicly funded treatment programs.

Drug-Related Crime Data: The arrest data reflects all drug-related offenses including the manufacture, sales, and possession of any controlled substance. This data may not be complete because of underreporting by local police departments. Additionally, crime statistics are influenced by the scope of law enforcement activities. Greater law enforcement capacity, for example, may lead to increased arrest rates for particular offenses.

Population Estimates for Mississippi: Rates were calculated using the 2021 Mississippi population estimates released by the U.S. Census Bureau. Accessed on 4/01/2022 at: <https://www.census.gov/quickfacts/MS>

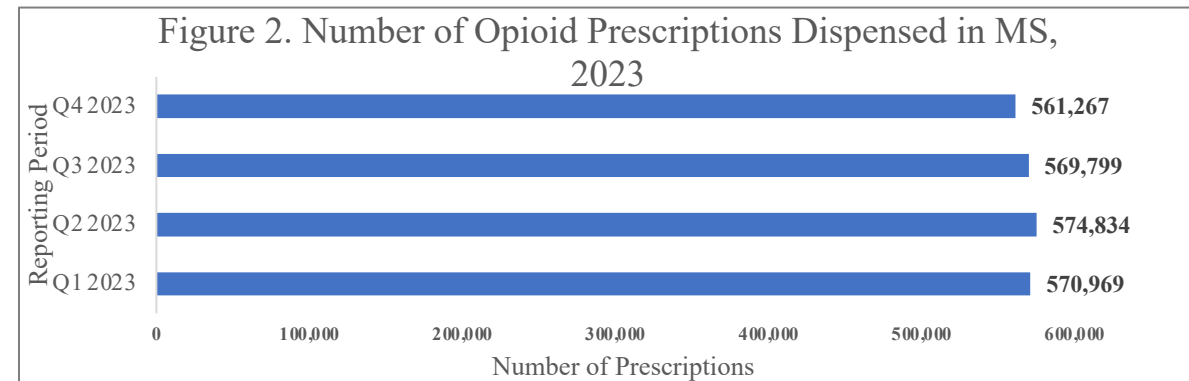
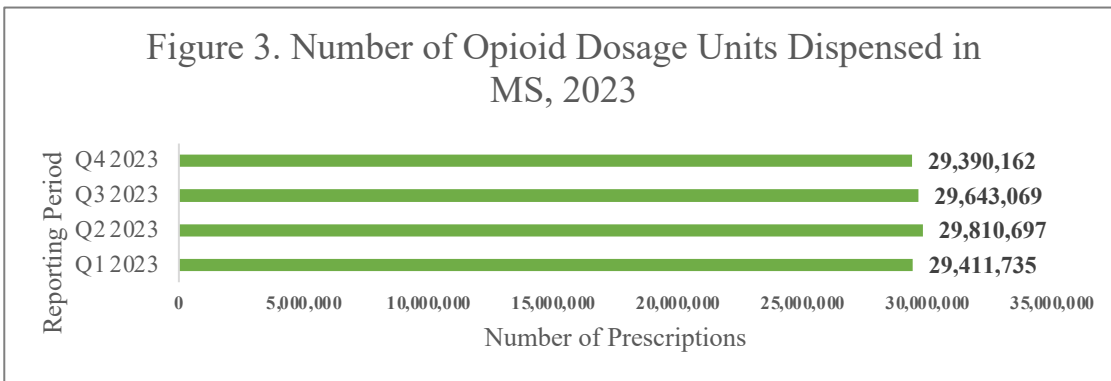
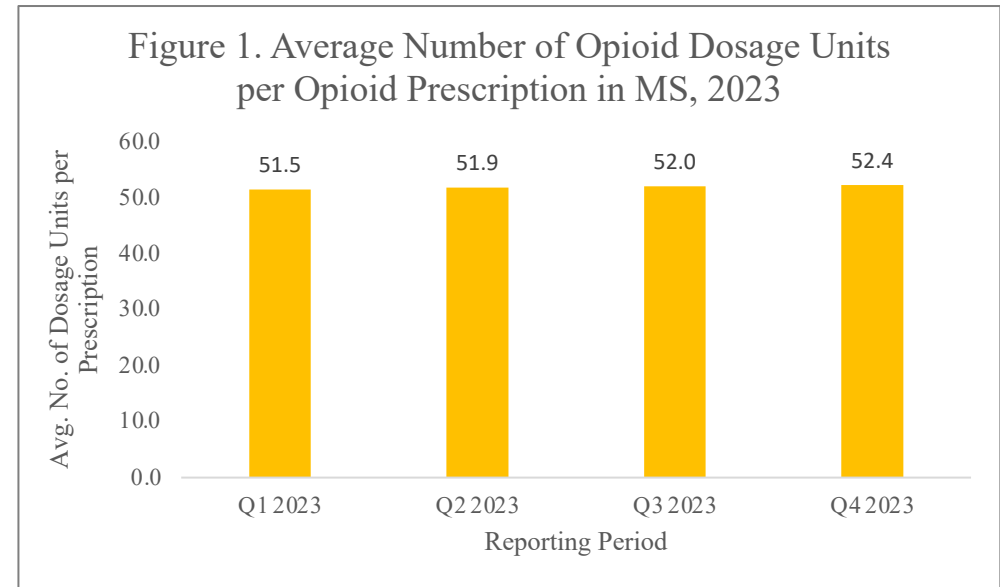
Historical Data: An appendix of previous years' data can be found at the Mississippi State Department of Health website: https://msdh.ms.gov/msdhsite/_static/44,0,382,740.html

References:

1. National Take Back Day Results. Drug Enforcement Administration. 2022. Accessed on 4/1/2021 at <https://takebackday.dea.gov/>
2. Public Controlled Substance Disposal Locations. Accessed on 3/25/2022 at <https://apps.dea.diversion.usdoj.gov/pubdispsearch/spring/main?execution=e2s1>

OPIOID PRESCRIPTIONS AND DOSAGE UNITS DISPENSED

- **Opioid Prescriptions:** In 2023, over 2.27 million opioid prescriptions were dispensed in Mississippi.
 - On average, 6,237 opioid prescriptions were dispensed every day this year.
 - A .99% decrease in the number of opioid prescriptions was observed from 2022 to 2023.
 - In 2023, there were enough opioid prescriptions dispensed for 77.1% of Mississippians to have a prescription.
- **Opioid Dosage Units:** During 2023, over 118 million opioid dosage units (e.g. pills) were dispensed in Mississippi.
 - On average, approximately 323,988.1 dosage units were dispensed each day during 2023.
 - Compared to 2022, the number of dosage units dispensed decreased by 1.4% or approximately 1.6 million pills in 2023.
 - In 2022, there were enough opioid dosage units dispensed for each Mississippian to have a supply of 40.1 dosage units.



CONSIDERATIONS: This report identified a considerable decline in the number of opioid prescriptions from 2019. This downward trend could be driven by regulation revisions made between 2018 and 2019 by the MS Board of Medical Licensure, MS Board of Nursing, and the MS Board of Dental Examiners as well as education outreach and prevention efforts.

SUSPECTED DRUG OVERDOSE DEATHS

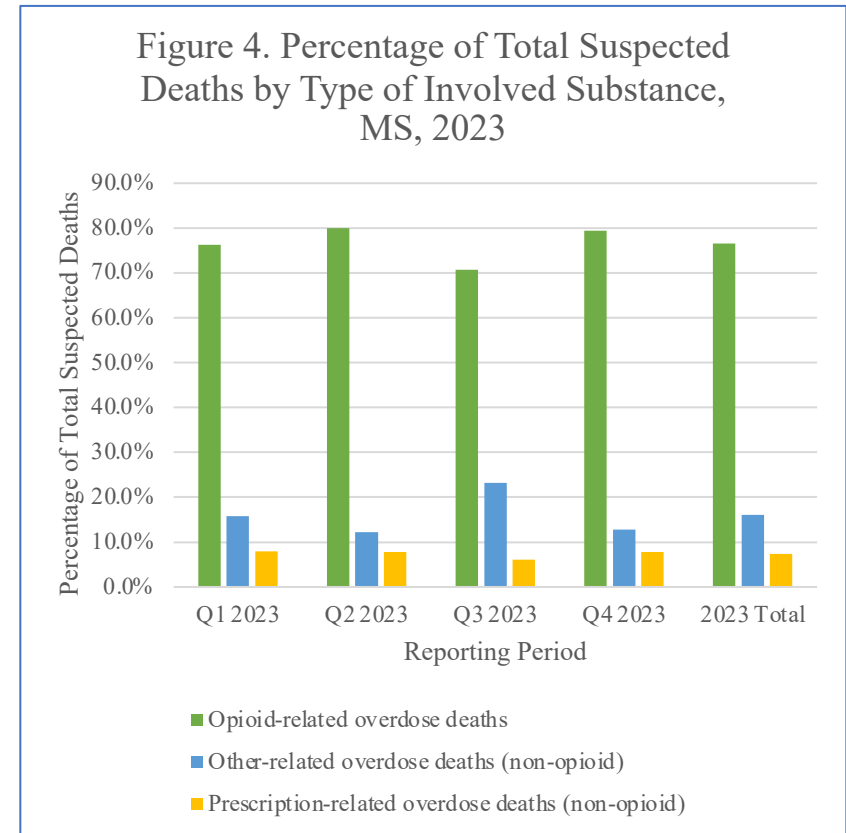
FINDINGS

- In 2023, 300 (76.5%) of the 392 suspected overdose deaths reported to the Mississippi Bureau of Narcotics (MBN) were opioid-related. The number of opioid-related deaths increased by 6.33% from 2022 to 2023, and the total number of overdose deaths increased by 8.67%.
- The number of deaths involving heroin decreased from 2022 (34 deaths) to 2023 (13 deaths) by 161.5%.
- The number of deaths involving fentanyl increased from 2022 (220 deaths) to 2023 (258 deaths) by 14.73%.
- There were 10 opioid-related overdose deaths per 100,000 persons reported to the Mississippi Bureau of Narcotics (MBN) in 2023.

Table 1. Number of Suspected Overdose Deaths Reported to MBN by Type of Involved Substance, MS, 2023*

	Q1 2023	Q2 2023	Q3 2023	Q4 2023	2023 Final Total
Prescription opioid related overdose	4	12	12	8	36
Fentanyl related deaths	43	22	28	47	140
Fentanyl and prescription related deaths	28	34	26	23	111
Heroin related deaths	0	2	3	1	6
Heroin and prescription related deaths	0	0	0	0	0
Heroin and Fentanyl related deaths	2	2	1	2	7
<i>Total opioid related overdose deaths</i>	77	72	70	81	300
Other related overdose deaths	16	11	23	13	63
Prescription related overdose deaths	8	7	6	8	29
<i>Total non-opioid related overdose deaths</i>	24	18	29	21	92
Overall total suspected overdose deaths	101	90	99	102	392

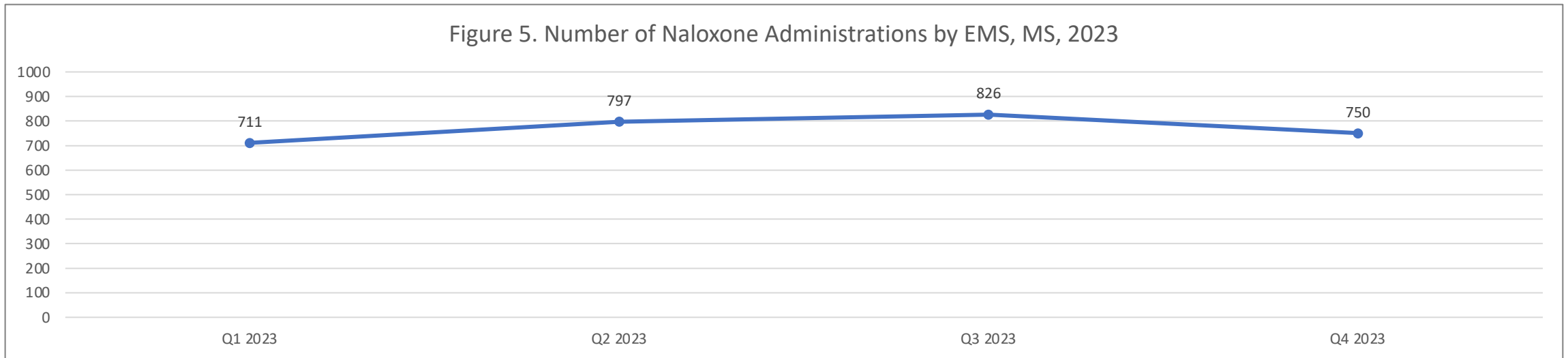
CONSIDERATIONS: The accurate assessment of drug-related fatalities depends on complete and high-quality data. The reliability of mortality data, however, is impacted by several constraints such as insufficient resources, training, or time for performing thorough death investigations. In addition, Mississippi lacks a centralized system for connecting different entities involved in the compilation and reporting of mortality data. Efficient collaboration among state agencies, educational outreach for coroners, and standardized protocols for drug overdose investigation and reporting are measures that can improve drug-related mortality surveillance.⁴ It should also be noted that the MBN does not include a death in the count until a toxicology report has been completed; therefore, currently pending cases will result in increased numbers in the future.



EMS NALOXONE ADMINISTRATIONS

FINDINGS

- Emergency Medical Services (EMS) data revealed that naloxone was administered 3,084 times during 2023, which is 20.7% higher than the number of administrations in 2022 (2,555).
- There were 104 EMS naloxone administrations per 100,000 persons in Mississippi in 2023.
- On average, 257 naloxone administrations were reported in Mississippi each month during 2023.



CONSIDERATIONS: The life-saving drug naloxone, an opioid antagonist, is used to reverse opioid overdose. The emergence and growing popularity of highly toxic synthetic opioid substances require the following state-level actions:

- Facilitating and expanding access to naloxone for patients with opioid use disorders.
- Providing training on naloxone administration for all first responders and all persons at risk for opioid-related overdoses as well as their families, friends, and community members.

IMPORTANT MESSAGE: Figure 5 documents only naloxone distributed through EMS. Additional distribution occurs through the State Opioid Response (SOR) grant and a standing order. In May 2018, State Health Officer of Mississippi, Dr. Mary Currier, signed a standing order that covers, without a prescription, the dispensing and administration of naloxone. The standing order was re-signed by Dr. Paul Byers, State Epidemiologist, in May of 2019 2020, 2021, 2022 and 2023.

SUSPECTED OVERDOSE DEATHS AND NALOXONE ADMINSTRATIONS BY COUNTY

FINDINGS

- **Suspected Overdose Deaths:** The top 3 counties Harrison (76), Jackson (74), and Desoto (27) accounted for 45.15% of all suspected overdose deaths in 2023.
- **Naloxone Administration:** The top 3 counties: Harrison (416), Hinds (331), and Desoto (179), accounted for 30.0% of all EMS naloxone administrations in 2023.

Figure 6. Number of Suspected Overdose Deaths by County, MS, 2023

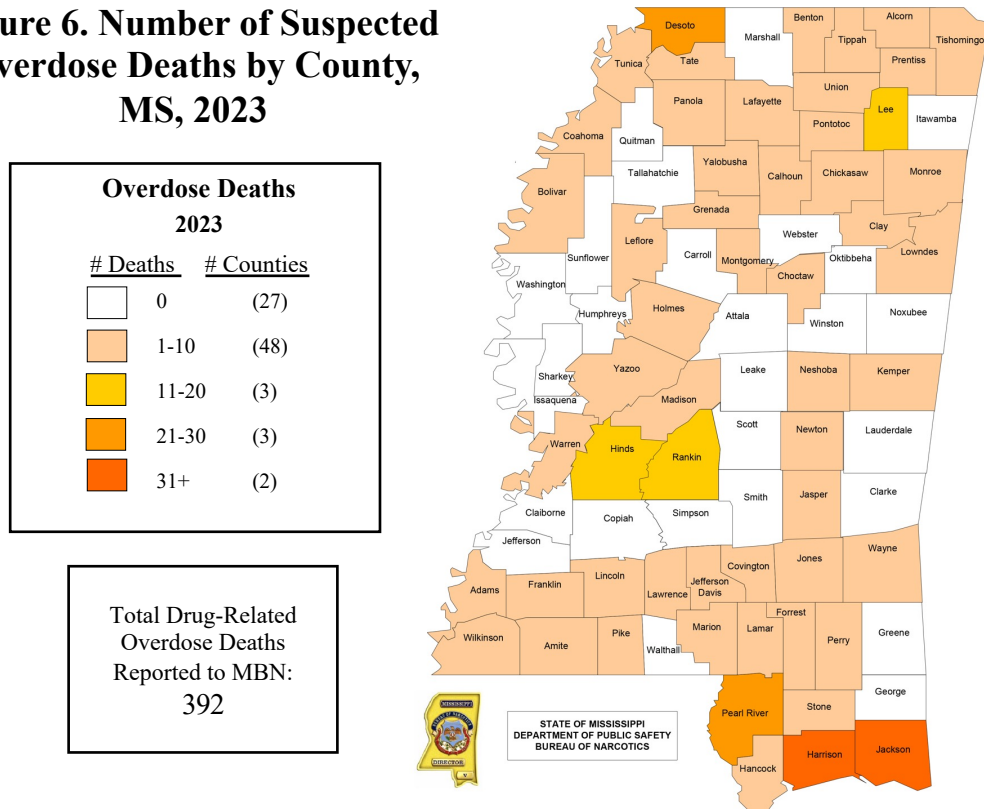
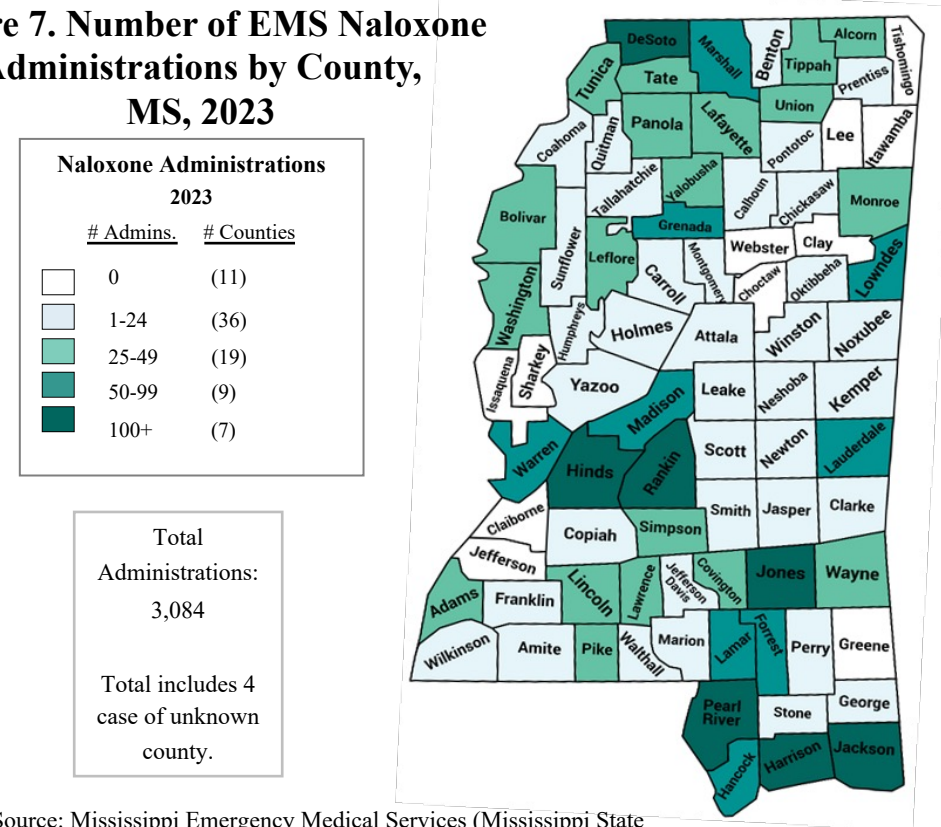


Figure 7. Number of EMS Naloxone Administrations by County, MS, 2023



Data Source: Drug-Related Mortality (Mississippi Bureau of Narcotics)

Data Source: Mississippi Emergency Medical Services (Mississippi State Department of Health)

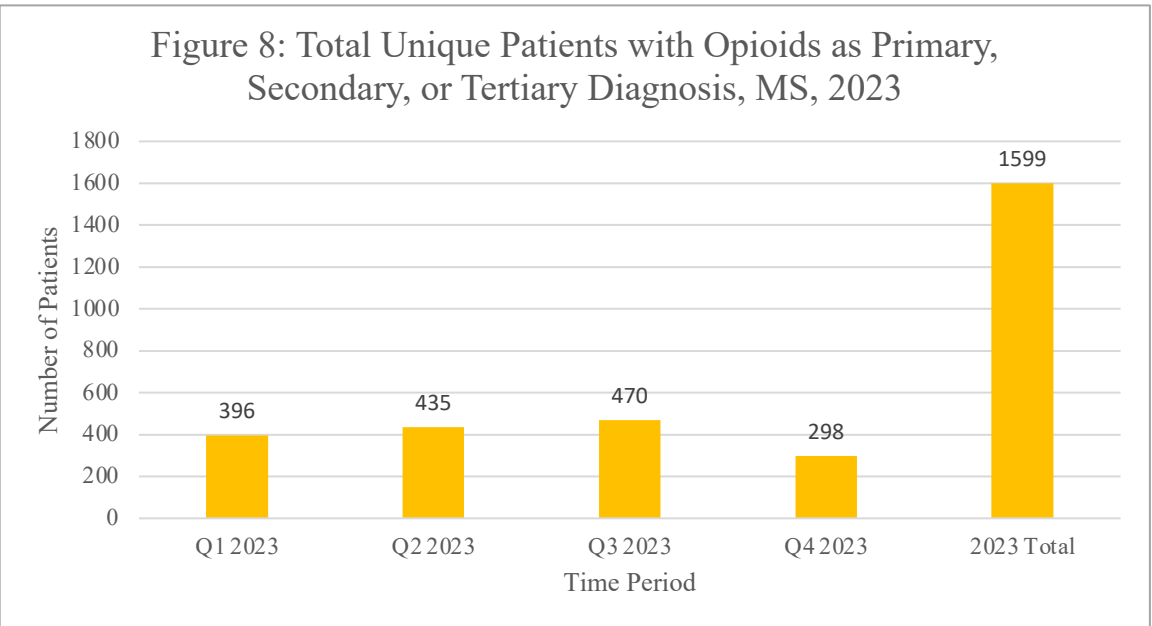
TREATMENT ADMISSIONS FOR OPIOID DISORDERS

FINDINGS

- Table 2 and Figure 8 report opioid-related admissions to facilities certified by the Department of Mental Health (DMH). The data was collected from clients served by the State Opioid Response (SOR) grant, which provides funding for substance use treatment services at reduced or no cost to *underinsured or uninsured* people.
- A total of 4,734 Mississippians were admitted in 2023 to community mental health centers for all substance use disorders and 1,599 (see table 2) for opioid use disorders (includes primary, secondary, and tertiary).
- Opioids were listed as the primary diagnosis for 1003 (21.19%) of the 4,734 unique patients admitted in 2023.
- In Q4, the most patients (162) were admitted for opioid use disorder as a primary diagnosis; however, the most people were admitted for all substance use disorders in Q3 (470).
- Figure 8 displays the total number of unique patients for whom opioids were a primary, secondary, or tertiary diagnosis. There was an increase in unique patients diagnosed with an opioid use disorder from Q1 to Q3 2021 but a decrease in Q4.
- Due to the limited population, this data does not comprise a representative sample of the state’s substance use or opioid use prevalence. This population, however, does provide a stringent test of program effectiveness.

Table 2: Unique Patients at Mental Health Facilities with Opioids as Primary, Secondary, or Tertiary Diagnosis, MS, 2023

	Q1 2023	Q2 2023	Q3 2023	Q4 2023	Total 2023
Primary	250	219	372	162	1003
Secondary	106	156	81	90	433
Tertiary	40	60	17	46	163
Total	396	435	470	298	1599



CONSIDERATIONS: The actual number of unique patients is a best estimate because patients can be admitted to multiple drug treatment programs, relapse, be re-admitted for a different treatment, or re-admitted in a different region.

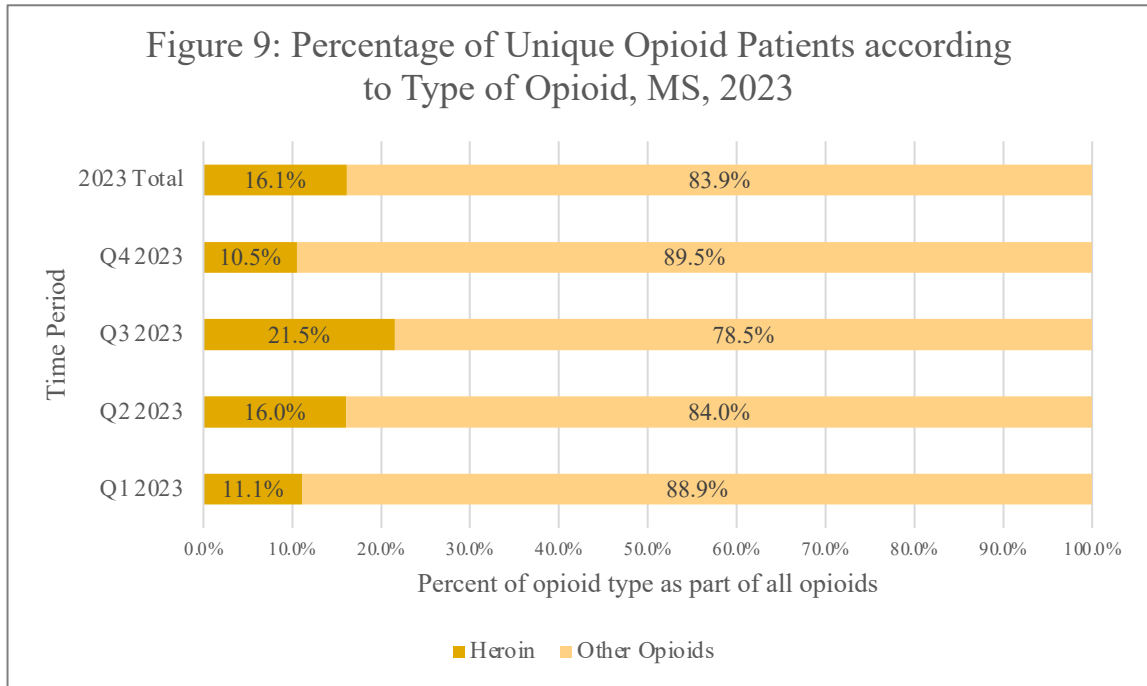
TREATMENT ADMISSIONS FOR OPIOID DISORDERS: TYPE OF OPIOID

FINDINGS

- Table 3 and Figure 9 report opioid-related admissions to facilities certified by the Department of Mental Health (DMH). The data was collected from clients served by the State Opioid Response (SOR) grant, which provides funding for substance use treatment services at reduced or no cost to *underinsured or uninsured* people.
- Table 3 and Figure 9 categorize the type of opioid involved in opioid-related admissions (primary, secondary, and tertiary diagnoses) to facilities certified by DMH.
- The “other opioids” category includes prescription opioids and constituted 83.9% of all opioid-related admissions in 2023. Heroin represented 16.1% of admissions.
- Q3 was the peak of opioid admissions (470) while the lowest number of admissions was in Q1 (240).
- Due to the limited population, this data does not comprise a representative sample of the state’s substance use or opioid use prevalence. This population, however, does provide a stringent test of program effectiveness.

Table 3: Number of Unique Opioid Patients by Type of Opioid, MS, 2023

	Q1 2023	Q2 2023	Q3 2023	Q4 2023	Total 2023
Heroin	30	47	129	35	241
Other Opioids	240	246	470	298	1254



CONSIDERATIONS: The actual number of unique patients is a best estimate because patients can be admitted to multiple drug treatment programs, relapse, be re-admitted for a different treatment, or re-admitted in a different region.

NOTE: In July 2020, a transition occurred from the historical reporting system to a SAMHSA-recommended statewide reporting system that produces more accurate data. Therefore, some reported numbers may reflect admission and patient miscounting.

DRUG-RELATED CRIME DATA

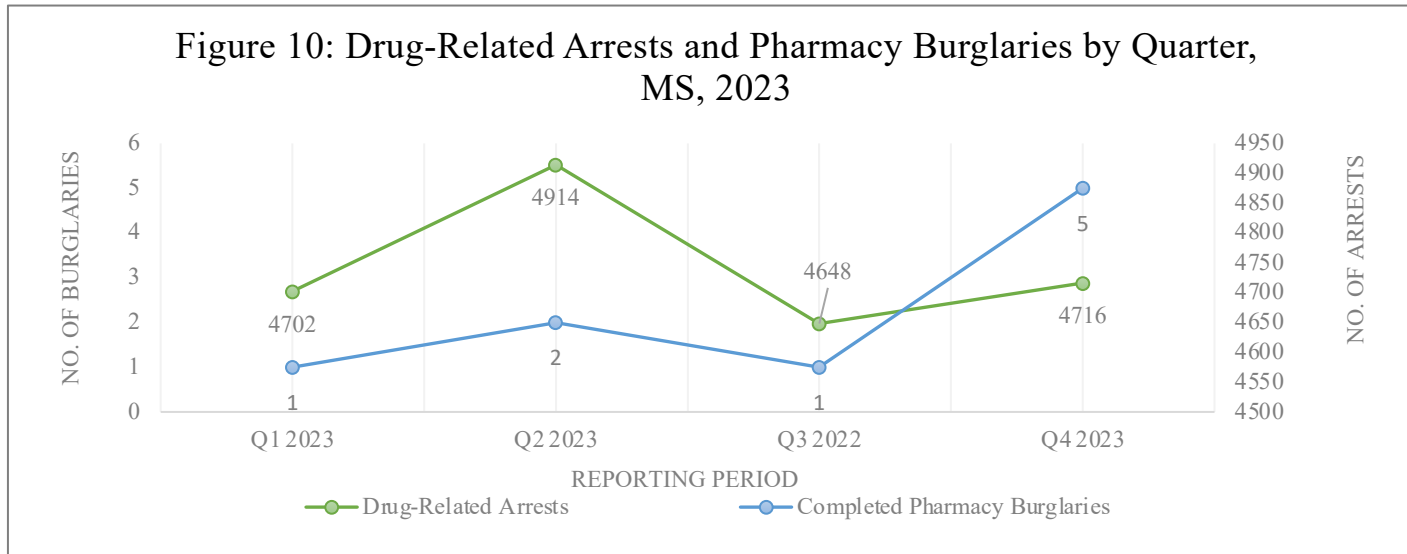
FINDINGS

Drug-Related Arrests:

- The total number of drug-related arrests reported in 2023 was 18,980, which 3.37% decrease from 2022 (19,627).
- In 2023, an average of 1,581 drug-related arrests were reported each month in Mississippi.
- There were 643 drug-related arrests per 100,000 persons reported to MBN in 2023.
- In 2023, the highest numbers of drug-related arrests were reported in DeSoto (2,830), Hinds (1,474), and Harrison (1,377) counties. They accounted for 29.5% of all drug-related arrests in Mississippi.

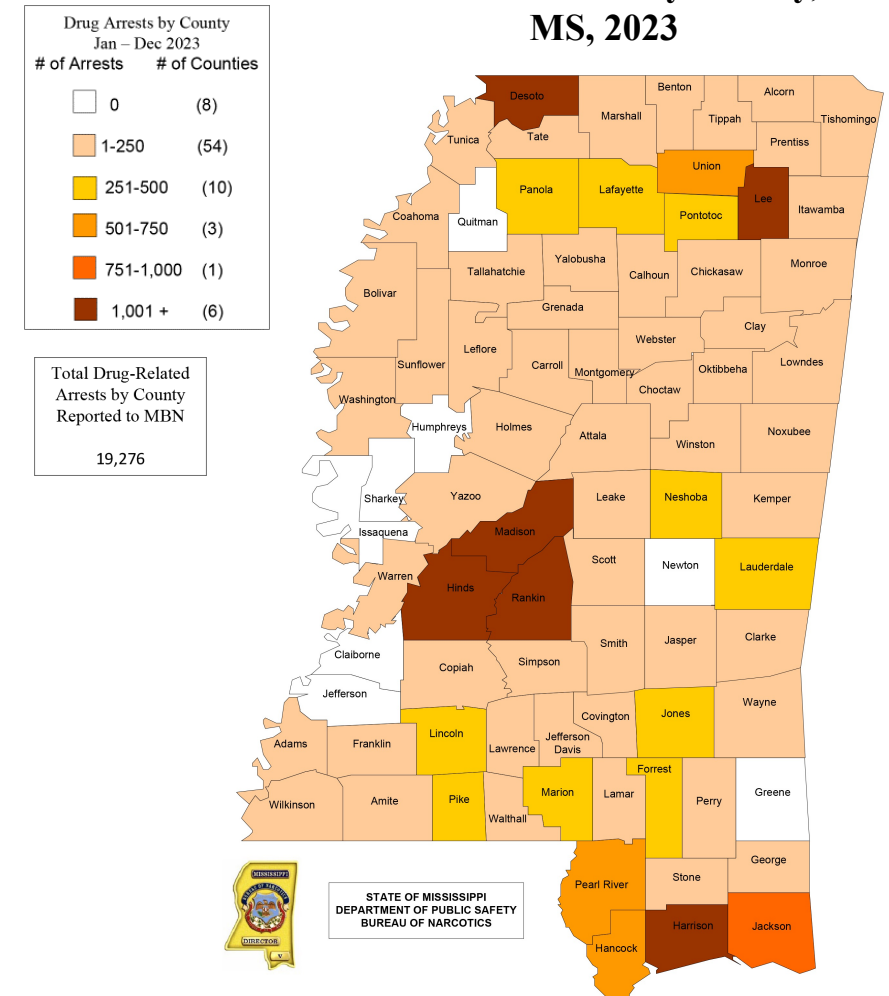
Pharmacy Burglaries:

- In 2023, there were 9 completed pharmacy burglaries which was an increase from 2022.
- There was a 22.2% increase in completed pharmacy burglaries from 2022 to 2023.



Data Source: Drug-Related Crime (Mississippi Bureau of Narcotics)

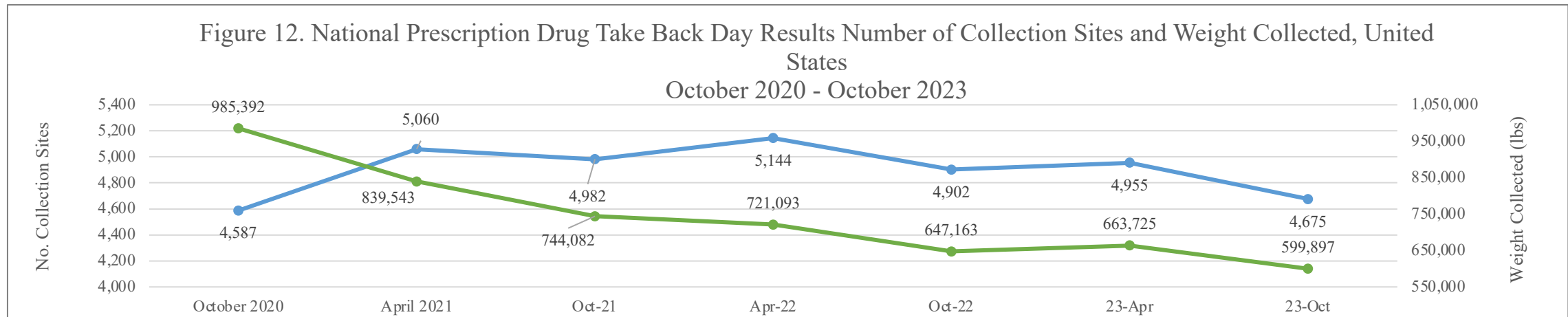
Figure 11. Number of Drug-Related Arrests by County, MS, 2023



DRUG TAKE BACK

FINDINGS

- The Drug Enforcement Administration (DEA) holds a National Prescription Drug Take-Back Day each year in April and October to collect unused prescription medications. Since its inception, nearly 7,262 tons of drugs have been collected nationwide, with over 32 tons collected in Mississippi alone.
- In October 2023, a total of 599,897 pounds of drugs were collected from 4,675 sites across the United States. During the same event, 3,925 pounds were collected from 28 sites in Mississippi.



- The Collection Site Locator on the DEA’s website can be used to find public collection sites between Take Back Days.¹
- Prescription drop boxes are also available year-round at school and law enforcement locations in the following [areas](#) in Mississippi:²

Bay St. Louis PD
Biloxi PD
Brandon PD
Byram PD
Columbus PD
D’Iberville PD
Gulfport PD

Jackson PD Headquarters
Jackson – Precinct 1
Jackson – Precinct 2
Jackson – Precinct 3
Jackson – Precinct 4
Kemper Co. School District
Long Beach PD

Louisville PD
McComb PD
MHP – Batesville
MHP – Biloxi
MHP – Brookhaven
MHP – Hattiesburg
MHP – Jackson I-55

MHP – Meridian
MHP – Pearl
MHP – Starkville
MHP – Tupelo
Moss Point PD
Mississippi State University
Campus PD

Ocean Springs PD
Oxford PD
Pascagoula PD
Pass Christian PD
Pearl PD
Ridgeland PD
Smith Co. SD

Vicksburg PD
Waveland PD
*PD = Police Department /
MHP = Mississippi Highway
Patrol / SD= Sheriff’s
Department*

COUNTY-LEVEL DATA: 2023

Table 4. Number of Suspected Overdose Deaths, EMS Naloxone Administrations, and Drug-Related Arrest by County, MS, 2023

County	Number of Suspected Overdose Deaths	Number of EMS Naloxone Administrations	Number of Reported Drug-Related Arrests	County	Number of Suspected Overdose Deaths	Number of EMS Naloxone Administrations	Number of Reported Drug-Related Arrests
Adams	4	32	59	Leflore	1	29	33
Alcorn	1	26	224	Lincoln	4	35	367
Amite	1	6	21	Lowndes	1	57	36
Attala	*	15	138	Madison	7	98	1128
Benton	1	11	9	Marion	2	12	465
Bolivar	2	29	12	Marshall	*	67	188
Calhoun	1	17	130	Monroe	4	25	221
Carroll	*	5	66	Montgomery	3	7	51
Chickasaw	4	15	167	Neshoba	1	19	313
Choctaw	3	*	2	Newton	1	<5	*
Claiborne	*	*	*	Noxubee	*	7	35
Clarke	*	17	154	Oktibbeha	*	23	111
Clay	2	*	57	Panola	8	39	416
Coahoma	2	18	17	Pearl River	25	138	523
Copiah	*	<5	1	Perry	1	<5	54
Covington	1	42	97	Pike	3	34	281
DeSoto	27	179	2830	Pontotoc	8	<5	367
Forrest	3	84	483	Prentiss	1	21	76
Franklin	3	5	6	Quitman	*	<5	*
George	*	<5	67	Rankin	18	148	1083
Greene	*	*	*	Scott	*	9	99
Grenada	1	51	98	Sharkey	*	*	*
Hancock	8	79	527	Simpson	*	27	216
Harrison	76	416	1377	Smith	*	9	89
Hinds	15	331	1474	Stone	3	11	70
Holmes	2	24	1	Sunflower	*	18	2
Humphreys	*	5	*	Tallahatchie	*	5	1
Issaquena	*	*	*	Tate	5	33	242
Itawamba	*	*	47	Tippah	1	28	41
Jackson	74	104	791	Tishomingo	4	*	167
Jasper	1	18	10	Tunica	1	34	47
Jefferson	*	*	*	Union	2	36	502
Jefferson Davis	2	15	7	Walthall	*	8	17
Jones	2	102	323	Warren	8	62	237
Kemper	1	12	17	Washington	*	31	57
Lafayette	5	47	385	Wayne	5	28	1
Lamar	10	57	240	Webster	*	*	13
Lauderdale	*	93	436	Wilkinson	1	12	7
Lawrence	3	32	97	Winston	*	8	21
Leake	*	19	224	Yalobusha	1	25	21
Lee	13	*	1071	Yazoo	5	19	13

Note: The asterisk * values in this table may signify either that cases of overdose deaths, naloxone administrations, and drug-related crimes have not occurred or that such cases did occur but were not reported by the relevant authorities.

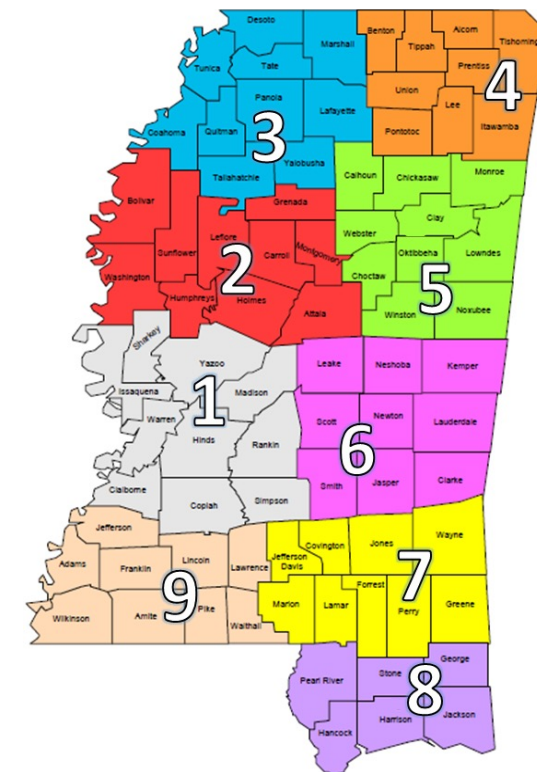
SUSPECTED OVERDOSE DEATHS, EMS NALOXONE ADMINISTRATION, AND DRUG-RELATED ARRESTS

- Figure 13 displays the 9 districts used by the Mississippi Bureau of Narcotics (MBN).
- Table 5 shows the 5 districts with the highest rates of suspected overdose deaths, EMS naloxone administrations, and drug-related arrests in 2023.

Table 5. Rank of MBN Public Safety Districts: Rates of Suspected Overdose Deaths, EMS Naloxone Administration, Drug-Related Arrests, MS, 2023

Suspected Overdose Deaths per 100,000 Persons by MBN Public Safety District, MS, 2023		
Rank	MBN District	Suspected Overdose Deaths per 100,000 Persons
1	8	37.37
2	3	12.21
3	9	11.40
4	4	11.01
5	7	8.48
* Overdose death data for 2023 is pending due to lab results.		
EMS Naloxone Administrations per 100,000 Persons by MBN Public Safety District, MS, 2023		
Rank	MBN District	Administrations per 100,000 Persons
1	8	150.00
2	3	111.57
3	7	110.80
4	1	109.37
5	2	102.04
Drug-Related Arrests per 100,000 Persons by MBN Public Safety District, MS, 2023		
Rank	MBN District	Drug-Related Arrests per 100,000 Persons
1	3	1,033.55
2	4	889.35
3	8	674.10
4	1	650.97
5	6	576.57

Figure 13: Department of Public Safety Districts



Source: Mississippi Bureau of Narcotics

RATE OF SUSPECTED NONFATAL DRUG OVERDOSES FOR OPIOIDS, HEROIN & STIMULANTS (PER 100,000 PERSONS)

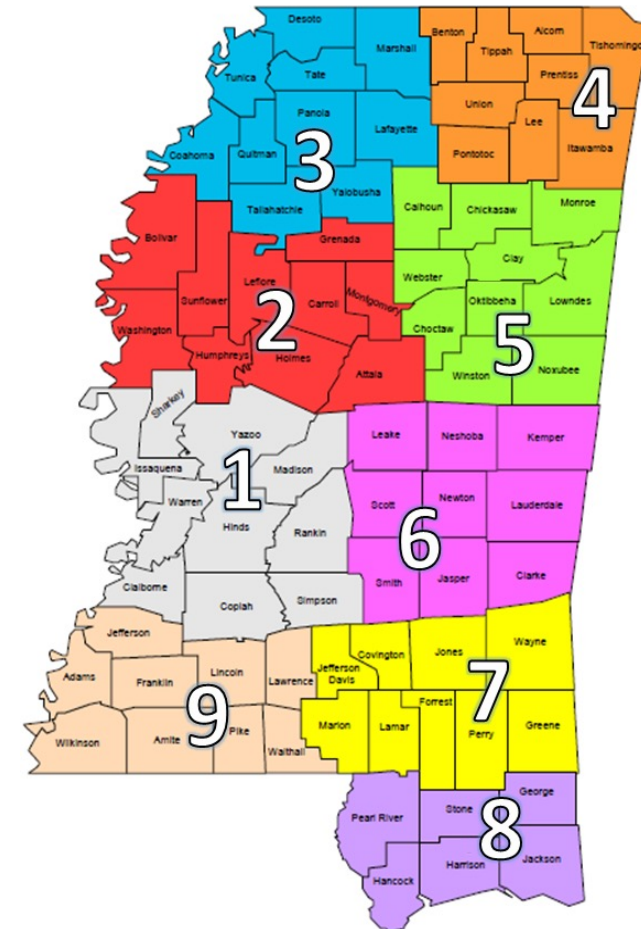
Table 6: Provisional Syndromic Surveillance Emergency Department Nonfatal Drug Overdose Data per 100,000, MS, 2023

Suspected All Nonfatal Drug Overdoses per 100,000 Persons by Public Safety District, MS, 2023		
Rank	Public Safety District	Suspected All Nonfatal Drug Overdoses per 100,000 Persons
1	8	367.28
2	7	251.94
3	9	231.64
4	6	228.13
5	4	209.90
Suspected Nonfatal Opioid Drug Overdoses per 100,000 Persons by Public Safety District, MS, 2023		
Rank	Public Safety District	Suspected Nonfatal Opioid Overdoses per 100,000 Persons
1	8	100.46
2	3	43.36
3	7	42.75
4	6	42.53
5	9	35.40
Suspected Nonfatal Heroin Drug Overdoses per 100,000 Persons by Public Safety District, MS, 2023		
Rank	Public Safety District	Suspected Nonfatal Heroin Overdoses per 100,000 Persons
1	8	6.83
2	7	3.91
3	9	3.00
4	2	2.36
5	5	1.24
Suspected Nonfatal Stimulant Drug Overdoses per 100,000 Persons by Public Safety District, MS, 2023		
Rank	Public Safety District	Suspected Nonfatal Stimulant Overdoses per 100,000 Persons
1	8	18.88
2	9	18.00
3	7	12.72
4	3	11.21
5	6	9.88

SPECIAL INTEREST: Public Safety District 8 is number one for each category of drugs listed.

Data Source: Syndromic Surveillance Emergency Department Data (Mississippi State Department of Health)

Figure 14. Department of Public Safety Districts



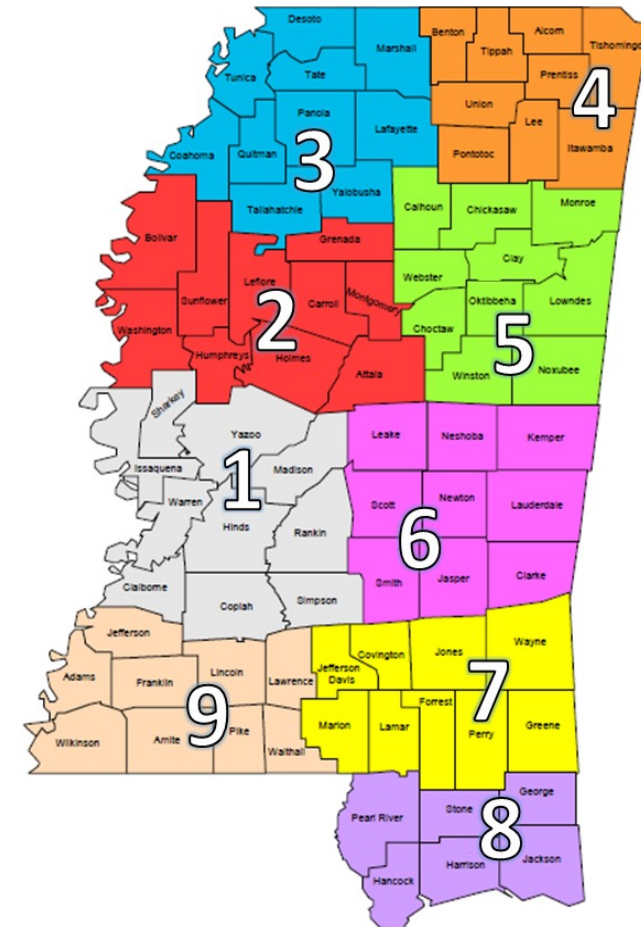
Source: Mississippi Bureau of Narcotics

NUMBER OF SUSPECTED NONFATAL DRUG OVERDOSES FOR OPIOIDS, HEROIN & STIMULANTS

Table 7: Provisional Syndromic Surveillance Emergency Department Nonfatal Drug Overdose Data by Count, MS, 2023

Suspected All Nonfatal Drug Overdoses by Count and by Public Safety District, MS, 2023		
Rank	Public Safety District	Suspected All Nonfatal Drug Overdoses by count
1	8	1828
2	1	1171
3	3	773
4	7	772
5	4	591
Suspected Nonfatal Opioid Drug Overdoses by Count and by Public Safety District, MS, 2023		
Rank	Public Safety District	Suspected Nonfatal Opioid Overdoses by count
1	8	500
2	1	218
3	3	174
4	7	131
5	6	99
Suspected Nonfatal Heroin Drug Overdoses by Count and by Public Safety District, MS, 2023		
Rank	Public Safety District	Suspected Nonfatal Heroin Overdoses by count
1	8	34
2	7	12
3	9	5
4	2	5
5	1	5
Suspected Nonfatal Stimulant Drug Overdoses by Count and by Public Safety District, MS, 2023		
Rank	Public Safety District	Suspected Nonfatal Stimulants Overdoses by count
1	8	94
2	3	45
3	7	39
4	9	30
5	1	23

Figure 15. Department of Public Safety Districts



Source: Mississippi Bureau of Narcotics

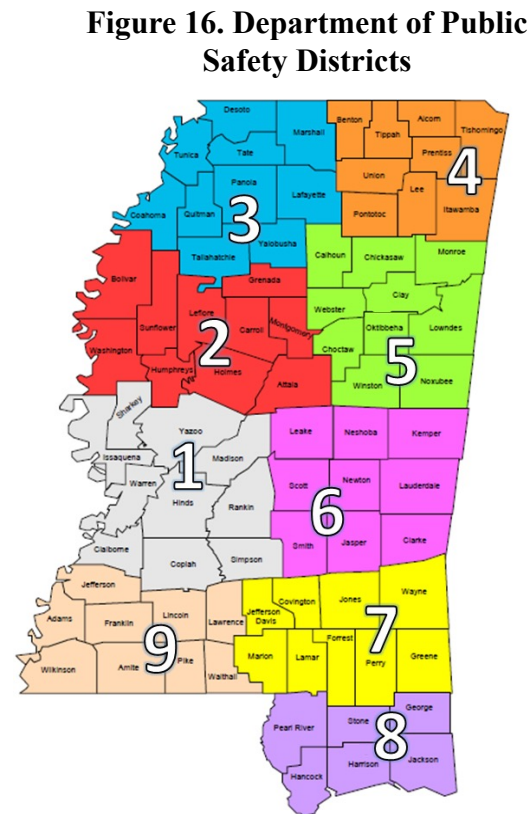
SPECIAL INTEREST: Public Safety District 8 has the most for each category of drugs listed.

Data Source: Syndromic Surveillance Emergency Department Data (Mississippi State Department of Health)

PROVISIONAL SYNDROMIC SURVEILLANCE EMERGENCY DEPARTMENT NONFATAL DRUG OVERDOSE

Table 8: Provisional Syndromic Surveillance Emergency Department Nonfatal Drug Overdose Data by Rate per 100,000 and by Count, MS, 2023

Safety District 1 (pop. = 637,813)	Number of Nonfatal Overdoses	Rate of Nonfatal Overdoses per 100,000 persons
All Drug	1171	183.59
Opioid	218	34.17
Heroin	3	0.47
Stimulants	30	4.70
Safety District 2 (pop. = 211,558)	Number of Nonfatal Overdoses	Rate of Nonfatal Overdoses per 100,000 persons
All Drug	405	191.43
Opioid	58	27.41
Heroin	5	2.36
Stimulants	13	6.14
Safety District 3 (pop. = 401,236)	Number of Nonfatal Overdoses	Rate of Nonfatal Overdoses per 100,000 persons
All Drug	773	192.65
Opioid	174	43.36
Heroin	3	0.74
Stimulants	45	11.21
Safety District 4 (pop. = 281,551)	Number of Nonfatal Overdoses	Rate of Nonfatal Overdoses per 100,000 persons
All Drug	591	209.90
Opioid	79	28.05
Heroin	2	0.71
Stimulants	24	3.55
Safety District 5 (pop. = 240,485)	Number of Nonfatal Overdoses	Rate of Nonfatal Overdoses per 100,000 persons
All Drug	399	165.91
Opioid	47	19.54
Heroin	3	1.24
Stimulants	10	4.15



Source: Mississippi Bureau of Narcotics

Safety District 6 (pop. = 232,753)	Number of Nonfatal Overdoses	Rate of Nonfatal Overdoses per 100,000 persons
All Drug	531	228.13
Opioid	99	42.53
Heroin	1	0.42
Stimulants	23	9.88
Safety District 7 (pop. = 306,417)	Number of Nonfatal Overdoses	Rate of Nonfatal Overdoses per 100,000 persons
All Drug	772	251.94
Opioid	131	42.75
Heroin	12	3.91
Stimulants	39	12.72
Safety District 8 (pop. = 497,700)	Number of Nonfatal Overdoses	Rate of Nonfatal Overdoses per 100,000 persons
All Drug	1828	367.28
Opioid	500	100.46
Heroin	34	6.83
Stimulants	94	18.88
Safety District 9 (pop. = 166,656)	Number of Nonfatal Overdoses	Rate of Nonfatal Overdoses per 100,000 persons
All Drug	386	231.64
Opioid	59	35.40
Heroin	5	3.00
Stimulants	30	18.00

Announcements and Special Interests

Fentanyl Test Strips

- **Fentanyl Test Strips:** Mississippi's governor, Tate Reeves, signed House Bill 722 to decriminalize possession of Fentanyl test strips beginning July 1, 2023. It is anticipated that this change will help to save lives of Mississippians by giving them a tool to test any drug suspected to contain Fentanyl, which is a powerful synthetic opioid that is responsible for approximately 70,000 overdose deaths annually.
 - Fentanyl is a synthetic opioid that is up to 50 times stronger than heroin and 100 times stronger than morphine. It is a major contributor to fatal and nonfatal overdoses in the U.S.¹
 - There are two types of fentanyl: **pharmaceutical fentanyl** and **illicitly manufactured fentanyl**. Both are considered synthetic opioids. Pharmaceutical fentanyl is prescribed by doctors to treat severe pain, especially after surgery and for advanced-stage cancer.
 - Illicitly manufactured fentanyl (IMF) is available on the drug market in different forms, including liquid and powder.¹
 - Fentanyl and other synthetic opioids are the most common drugs involved in overdose deaths.¹ Even in small doses, it can be deadly. **Over 150 Americans die every day from overdoses related to synthetic opioids like fentanyl.**²

ODFree.org

- <https://odfree.org> is a website created by the Mississippi Public Health Institute in partnership with the Mississippi State Department of Health and content provided through the MOHDC partnership to allow the general public to easily find information regarding:
 - Resources for:
 - Naloxone Information: Includes a link to order a dose of Naloxone to be delivered to your residence.
 - Drug Take Back: Provides the next scheduled DEA Drug Take Back Day with statistics from previous efforts.
 - Request A Town Hall: To discuss the opioid epidemic in the state of Mississippi and have an open forum conversation of how communities can get involved.
 - Pain on the Job: Discusses opioids in the workplace due to job-related injuries and the dangers involved.
 - International Overdose Awareness Day: Brings to light the information for the public to get an overview of just how far-reaching potential overdoses could happen.
 - Professional Resources: Provides links to important resources, such as, Mississippi Behavioral Health Learning Network, Peer Recovery Center of Excellence, National Institute on Drug Abuse Training, U.S. Drug Enforcement Agency Resources, CDC, and SAMHSA.

1. Wilson N, Kariisa M, Seth P, Smith H IV, Davis NL. Drug and Opioid-Involved Overdose Deaths — United States, 2017–2018. *MMWR Morb Mortal Wkly Rep* 2020;69:290–297.

DOI: <http://dx.doi.org/10.15585/mmwr.mm6911a4>.

2. NCHS, National Vital Statistics System. Estimates for 2020 are based on provisional data. Estimates for 2015-2019 are based on final data (available from: <https://www.cdc.gov/nchs/nvss/vsrr/drug-overdose-data.htm>).

Websites for contributors to this report

- [Mississippi Board of Pharmacy](#)
- [Mississippi Prescription Monitoring Program](#)
- [Mississippi Bureau of Narcotics](#)
- [Mississippi State Department of Health](#)
- [This report is published on the MS Department of Health Website.](#)
- Some of the other topics published on this site are:
 - Mississippi Surveillance Overdose System (MS-SOS)
 - Overdose Mortality Data
 - Hospital Discharge Data
 - Prescription Monitoring Program Data
 - Collaborative reports (This report is broken down into current year quarters and previous year's annual reports)
- [Mississippi Department of Mental Health](#)
- [Mississippi Public Health Institute](#)

THE MISSISSIPPI OPIOID AND HEROIN DATA COLLABORATIVE (MS OHDC)

PROJECT DESCRIPTION AND GOALS

Five state agencies have united to transform one of the most formidable drug-related challenges Mississippi has ever faced into an opportunity for developing data-driven policy changes aimed at combating the current opioid epidemic and preventing future drug-related crises.

GOALS

